

# Silhouette®





Mod. 2879



SILHOUETTE  
TITAN IMPRESSIONS FULLRIM

Mod. 2879

Kastensystem / Boxing system

	mm	52 x 38 (16,99 cm²)	54 x 39 (18,32 cm²)
	mm	57	59
	mm	16	17
	mm	145	145

B 2879  
BM 571/2  
135 mm  
140 mm  
145 mm  
150 mm

GK 247

BLS 89

BA 863  
BLS 41

SHE 153/2

FS 2879/52  
2879/54

Ersatzteile / Spare parts / Pièces de rechange

Mod. 2879

SPX-Fassung mit Metallbügel aus High Tech Titan  
SPX frame with metal temples made of High Tech Titanium  
Monture en SPX avec branches en High Tech Titanium

Col. /00-6050  
rhodiniert, mit Lackfinish  
rhodium plated, with lacquer finish  
rhodié, avec finition de laque

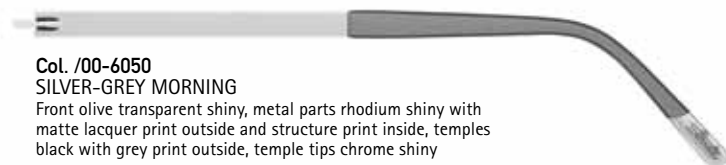
Col. /40-6053, 6055  
verchromt, mit Farbfinish und Lackbeschichtung  
chromium plated, with colour- and lacquer-finish  
chromé, avec couleur de finition-vernie

Col. /40-6052, 6056  
Farbgebung durch anodische Oxydation, mit Lackfinish  
colouring by anodic oxidation, with lacquer finish  
coloration par oxydation anodique, avec finition de laque

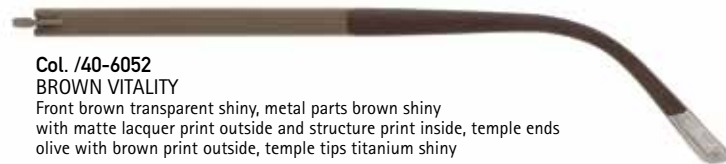
Col. /50-6057  
schwarz verchromt, mit Lackfinish  
chromium plated black, with lacquer finish  
chromé noir, avec finition de laque

Mod. 2879

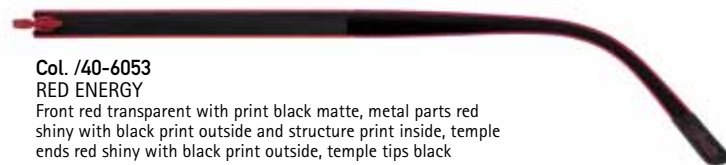
Silhouette®



**Col. /00-6050**  
**SILVER-GREY MORNING**  
Front olive transparent shiny, metal parts rhodium shiny with matte lacquer print outside and structure print inside, temples black with grey print outside, temple tips chrome shiny



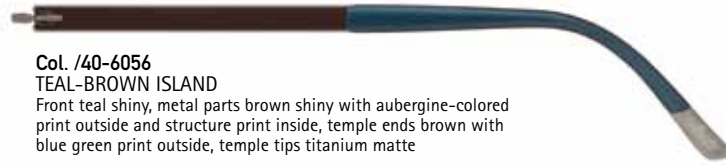
**Col. /40-6052**  
**BROWN VITALITY**  
Front brown transparent shiny, metal parts brown shiny with matte lacquer print outside and structure print inside, temple ends olive with brown print outside, temple tips titanium shiny




**Col. /40-6053**  
**RED ENERGY**  
Front red transparent with print black matte, metal parts red shiny with black print outside and structure print inside, temple ends red shiny with black print outside, temple tips black



**Col. /40-6055**  
**VANILLA-GREY SANDDUNES**  
Front champagne-colored shiny, metal parts silver-gold silky matte with ivory print outside and structure print inside, temple ends grey with beige pearl print outside and inside, temple tips titanium matte



**Col. /40-6056**  
**TEAL-BROWN ISLAND**  
Front teal shiny, metal parts brown shiny with aubergine-colored print outside and structure print inside, temple ends brown with blue green print outside, temple tips titanium matte



**Col. /50-6057**  
**BLACK SHADOWS**  
Front black shiny with matte lacquer print, metal parts black chrome silky matte with shiny lacquer print outside and structure print inside, temple ends black matte, temple tips black shiny

