

Silhouette[®]
AUTHENTIC EYEWEAR. SINCE 1964.

Mod. 8665



SILHOUETTE
EXPLORER



**SILHOUETTE
EXPLORER
Mod. 8665**

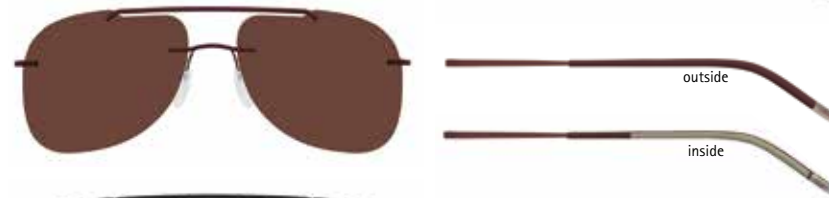
/20-6205
GREEN
metal parts gold shiny,
temple ends black shiny,
caps gold shiny



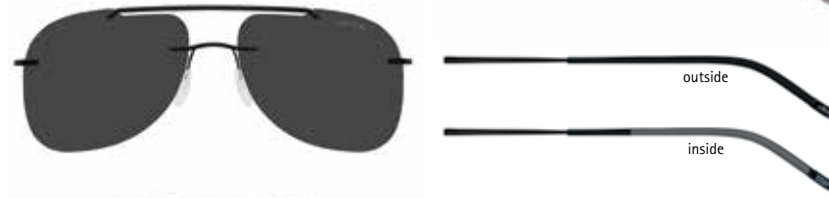
/40-6201
POL BROWN
metal parts dark brown silky matte,
temple ends matte - dark brown with ivory,
caps titanium shiny



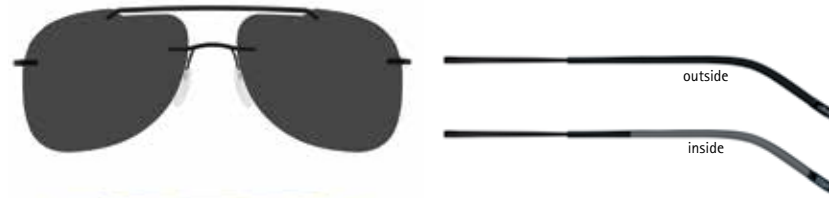
/40-6204
BROWN
metal parts dark brown silky matte,
temple ends matte - dark brown with ivory,
caps titanium shiny



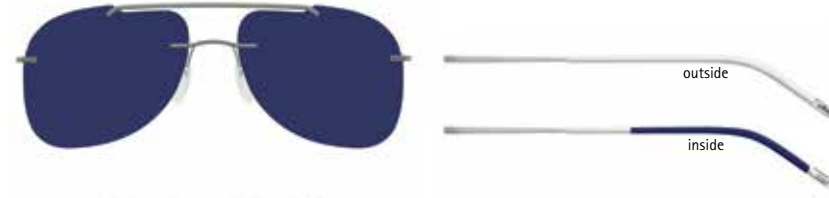
/50-6200
POL GREY
metal parts black matte,
temple ends matte - black with grey,
caps black shiny



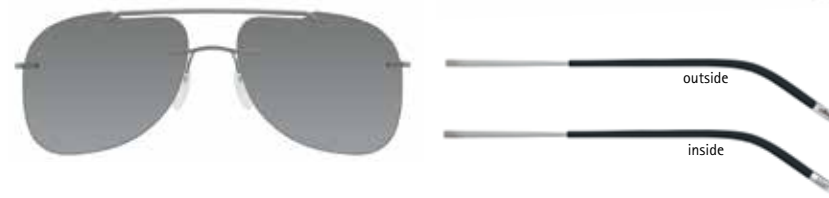
/50-6203
GREY
metal parts black matte,
temple ends matte - black with grey,
caps black shiny



/60-6224
COBALT BLUE
metal parts ruthenium shiny,
temple ends shiny - white with blue,
caps chrome shiny



/60-6227
SILVER MIRROR
metal parts ruthenium matte,
temple ends black matte,
caps chrome shiny



**SILHOUETTE
EXPLORER
Mod. 8665**

Kastensystem / boxing system

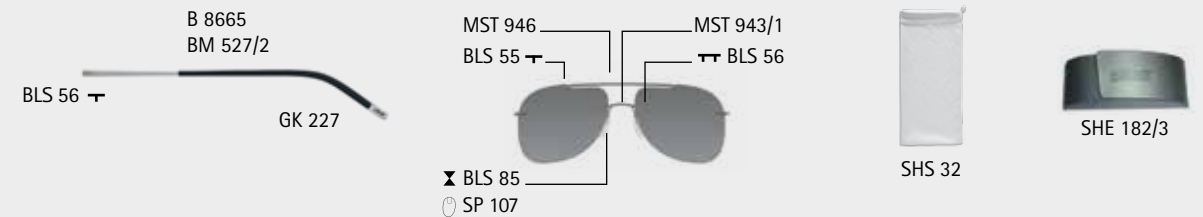
	mm	60 x 50 (24,15 cm²)
	mm	69
	mm	17
	mm	140
	°	16

Metallfassung aus High-Tech Titan
Gläser: Polycarbonat
Wölbung: Base 6
100 % UV A-, B-, C-Schutz

Metal frame made of High-Tech Titanium
Lenses: polycarbonate
Curving: base 6
100 % UV A-, B-, C-protection

Monture en métal fabriqués en High-Tech Titanium
Verres: polycarbonate
Courbure: base 8
Protection de 100 % de UV A, B, C

Ersatzteile / spare parts / pièces de rechange



technische Änderungen und Druckfehler vorbehalten
specifications are subject to change without notice, no liability will be assumed for misprints
sous réserve de modifications techniques et d'erreurs d'impression